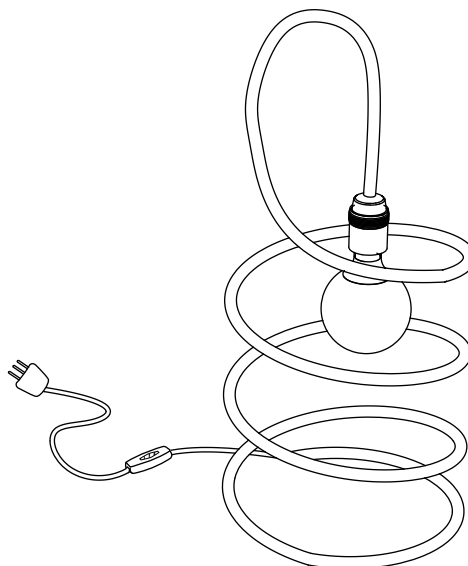


DESIGN RENZO SERAFINI

Stringimi

CE  IP20



450

180


DESCRIZIONE DESCRIPTION

corpo in rame coperto di tubolare in cotone colore nero-bianco-rosso, completa di dimmer

copper coated cotton, crafted entirely by hand black-red-white, dimmer included

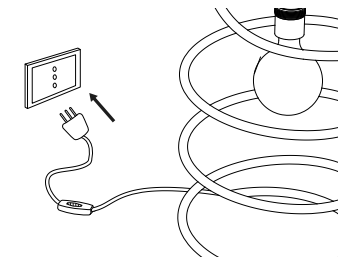
LAMPADA / ATTACCO

LAMP/ LAMP HOLDER

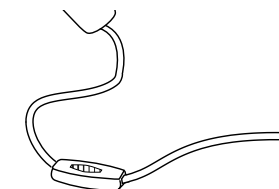
 E27 230V

COD. 50.008
FINITURA cotone nero, bianco, rosso / black, white or red cotton
MATERIALE rame, cotone / copper, cotton

ISTRUZIONI DI MONTAGGIO ASSEMBLY INSTRUCTION



- ① **inserire la spina di alimentazione in presa di corrente**
insert the power plug into the power outlet



- ② **spingere il pulsante per accendere; tenere premuto il pulsante per variare l'intensità**
push the button to switch on; keep the button pressed to change the intensity

*lampadina non inclusa

*bulb not included

DESIGN RENZO SERAFINI




DESCRIZIONE DESCRIPTION

corpo in rame coperto di tubolare in cotone colore nero-bianco-rosso, completa di dimmer

copper coated cotton, crafted entirely by hand black-red-white, dimmer included

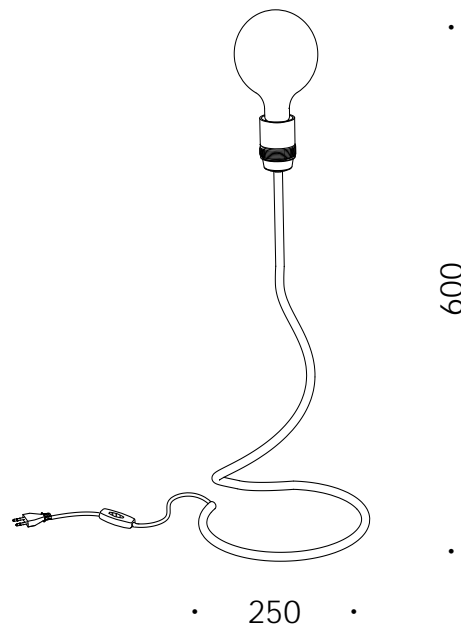
LAMPADA / ATTACCO
LAMP/ LAMP HOLDER

 E27 230V

*lampadina non inclusa

*bulb not included

Fiore

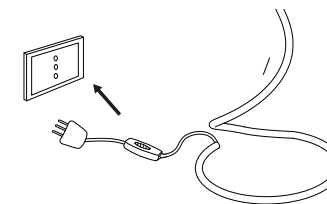


COD. 50.004
FINITURA cotone nero, bianco, rosso / black, white and red cotton
MATERIALE rame / copper


TAVOLO TABLE



ISTRUZIONI DI MONTAGGIO
ASSEMBLY INSTRUCTION



① inserire la spina di alimentazione in presa di corrente
insert the power plug into the power outlet



② spingere il pulsante per accendere; tenere premuto il pulsante per variare l'intensità
push the button to switch on; keep the button pressed to change the intensity