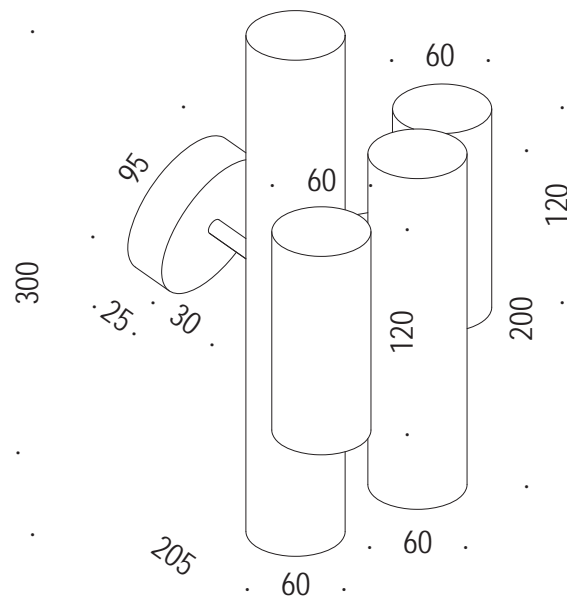




DESIGN RENZO SERAFINI

TUBOLAR

70.021


 IP20


Corpo in alluminio in verniciatura nero opaco, cilindro centrale con luce biemissione, particolari ottone, lampadine LED incluse.
 Aluminium, matte black painted, central cylinder with double emission, brass details, LED lamps included.

attacco • lampholder
 GU10

tensione di alimentazione • supply voltage
 230V

potenza • power
 7W DIMMERABILE

lumen • lumen
 510Lm

temperatura colore • colour temperature
 2700K

classe energetica • energy label
 E

materiale • material
 alluminio / aluminum

finitura • finish
 verniciatura / painted




DESIGN RENZO SERAFINI

TUBOLAR


70.021

CE  IP20

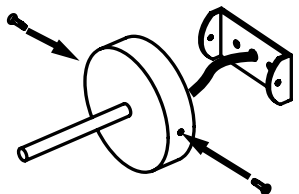
ISTRUZIONI DI MONTAGGIO ASSEMBLY INSTRUCTION



1. **Smontare la staffa e fissarla al muro.**
Disassemble the bracket and fix it to the wall.



2. **Eeguire il cablaggio alimentando con 230V. Collegare cavo giallo/verde di messa a terra.**
Do the wiring powering with 230V power supply. Connect the yellow/green ground wire.



3. **Fissare la struttura alla staffa.**
Fix the structure to the bracket.

N.B.

tutti i collegamenti devono essere eseguiti senza tensione di rete
all connections must be executed without mains voltage