

Geblackl technical features  
 products: Circus  
 design: Modoluce R&D 2018

**Finiture**

Tessuti diffusore

Cubic\*



For Nature

Kvadrat



Velvet



Wool


Fabric lampshade

Circus: Uplight and  
 downlight on  
 demand; Circus  
 Longue: Available as  
 standard uplight and  
 downlight

Other colors and  
 fabrics available on  
 demand




**IP20**



CE ceiling rose  
 detail



ETL version



Circus Longue  
 ceiling rose detail

\* on demand

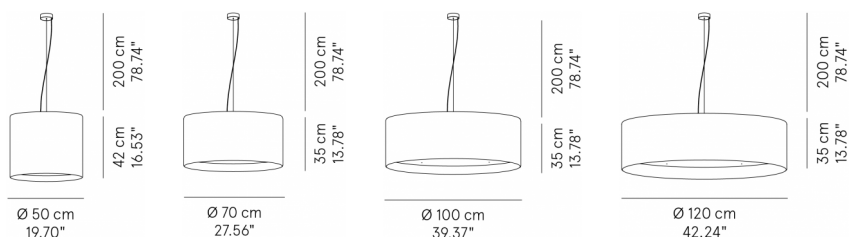
\*\* cable on measure

## Technical features

products: Circus Pendant lamp  
design: Modoluce R&D 2018



<b>Pendant lamp - ø 50</b>	ø 50 x 42 cm 4 Kg	lamp type 3xE27 max watt 70 W HES	CISESP050002
	ø 50 x 42 cm 4 Kg	lamp type 1 led module 23 W luminous efficacy 3628 Lm light colour 2700 K DIM dali / triac	CISESP050003
<b>Pendant lamp - ø 70</b>	ø 70 x 35 cm 4 Kg	lamp type 3xE27 max watt 70 W HES	CISESP070002
	ø 70 x 35 cm 4 Kg	lamp type 1 led module 23 W luminous efficacy 3628 Lm light colour 2700 K DIM dali / triac	CISESP070003
<b>Pendant lamp - ø 100</b>	ø 100 x 35 cm 9 Kg	lamp type 4xE27 max watt 105 W HES	CISESP100002
	ø 100 x 35 cm 9 Kg	lamp type 1 led module 23 W luminous efficacy 3628 Lm light colour 2700 K DIM dali / triac	CISESP100003
	ø 100 x 35 cm 9 Kg	lamp type 1 led module 57 W luminous efficacy 8750 Lm light colour 2700 K DIM dali	CISESP100008
<b>Pendant lamp - ø 120</b>	ø 120 x 35 cm 17 Kg	lamp type 4xE27 max watt 105 W HES	CISESP120002
	ø 120 x 35 cm 17 Kg	lamp type 1 led module 23 W luminous efficacy 3628 Lm light colour 2700 K DIM dali / triac	CISESP120003
	ø 120 x 35 cm 17 Kg	lamp type 1 led module 88 W luminous efficacy 12380 Lm light colour 2700 K DIM dali	CISESP120006



## Technical features

products: Circus Pendant lamp  
design: Moduluze R&D 2018



### Pendant lamp - ø 150

ø 150 x 35 cm  
30 Kg

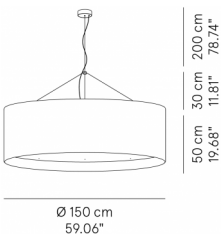
lamp type 6xE27  
max watt 105 W HES

CISESP150002

ø 150 x 35 cm  
30 Kg

lamp type 1 led module 88 W  
luminous efficacy 12380 Lm  
light colour 2700 K  
DIM dali

CISESP150006



## Geblackl technical features

products: Circus

design: Modoluce R&D 2018

### Finiture

Tessuti diffusore

Cubic\*



For Nature

Kvadrat



Velvet



Wool


Fabric lampshade

Circus: Uplight and  
downlight on  
demand; Circus  
Longue: Available as  
standard uplight and  
downlight

Other colors and  
fabrics available on  
demand




IP20



CE ceiling rose  
detail



ETL version



Circus Longue  
ceiling rose detail

\* on demand

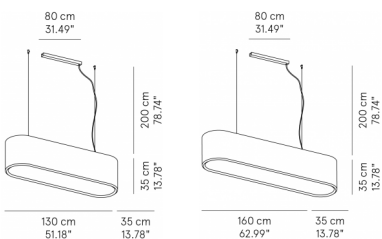
\*\* cable on measure

## Technical features

products: Circus Circus Longue  
design: Modoluce R&D 2018



<b>Circus Longue - L 130</b>	130 x 35 x 35 cm 15 Kg	lamp type 2 linear modules luminous efficacy 8070 Lm light colour 3000 K DIM dali	48 W	CLOESO130001
<b>Circus Longue - L 160</b>	ø 160 x 35 x 35 cm 20 Kg	lamp type 2 linear modules luminous efficacy 8070 Lm light colour 3000 K DIM dali	48 W	CLOESO160001
	ø 160 x 35 x 35 cm 20 Kg	lamp type 2 linear modules luminous efficacy 9410 Lm light colour 3000 K DIM dali	56 W	CLOESO160002



## Geblackl technical features

products: Circus

design: Modoluce R&D 2018

### Finiture

Tessuti diffusore

Cubic\*



For nature

Kvadrat



Velluto



Wool


Lampada in tessuto

Circus: Biemissione on demand; Circus Longue: Biemissione di serie

Altri colori e tessuti disponibili su richiesta



IP20



Dettaglio rosone CE



Versione ETL



Dettaglio rosone Circus Longue

\* on demand

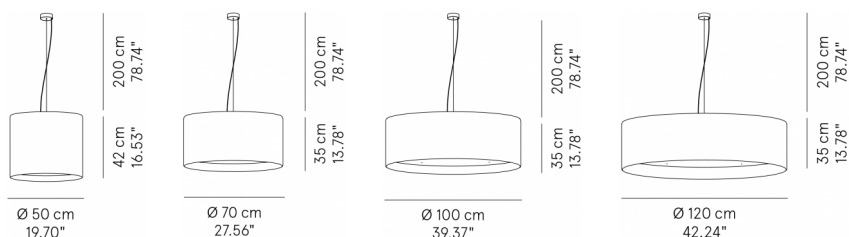
\*\* cable on measure

## Technical features

products: Circus Sospensione  
design: Modoluce R&D 2018



<b>Sospensione - ø 50</b>	ø 50 x 42 cm 4 Kg	lamp type 3xE27 max watt 70 W HES	CISESP050002
	ø 50 x 42 cm 4 Kg	lamp type 1 led module 23 W luminous efficacy 3628 Lm light colour 2700 K DIM dali / triac	CISESP050003
<b>Sospensione - ø 70</b>	ø 70 x 35 cm 4 Kg	lamp type 3xE27 max watt 70 W HES	CISESP070002
	ø 70 x 35 cm 4 Kg	lamp type 1 led module 23 W luminous efficacy 3628 Lm light colour 2700 K DIM dali / triac	CISESP070003
<b>Sospensione - ø 100</b>	ø 100 x 35 cm 9 Kg	lamp type 4xE27 max watt 105 W HES	CISESP100002
	ø 100 x 35 cm 9 Kg	lamp type 1 led module 23 W luminous efficacy 3628 Lm light colour 2700 K DIM dali / triac	CISESP100003
	ø 100 x 35 cm 9 Kg	lamp type 1 led module 57 W luminous efficacy 8750 Lm light colour 2700 K DIM dali	CISESP100008
<b>Sospensione - ø 120</b>	ø 120 x 35 cm 17 Kg	lamp type 4xE27 max watt 105 W HES	CISESP120002
	ø 120 x 35 cm 17 Kg	lamp type 1 led module 23 W luminous efficacy 3628 Lm light colour 2700 K DIM dali / triac	CISESP120003
	ø 120 x 35 cm 17 Kg	lamp type 1 led module 88 W luminous efficacy 12380 Lm light colour 2700 K DIM dali	CISESP120006



## Technical features

products: Circus Sospensione  
design: Modoluce R&D 2018



### Sospensione - ø 150

ø 150 x 35 cm  
30 Kg

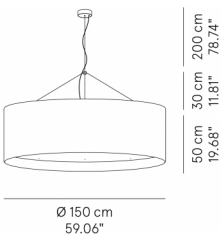
lamp type 6xE27  
max watt 105 W HES

CISESP150002

ø 150 x 35 cm  
30 Kg

lamp type 1 led module 88 W  
luminous efficacy 12380 Lm  
light colour 2700 K  
DIM dali

CISESP150006



## Geblackl technical features

products: Circus

design: Modoluce R&D 2018

### Finiture

Tessuti diffusore

Cubic\*



For nature

Kvadrat



Velluto



Wool


Lampada in tessuto

Circus: Biemissione on demand; Circus Longue: Biemissione di serie

Altri colori e tessuti disponibili su richiesta




IP20



Dettaglio rosone CE



Versione ETL



Dettaglio rosone Circus Longue

\* on demand

\*\* cable on measure

## Technical features

products: Circus Circus Longue  
design: Modoluce R&D 2018



<b>Circus Longue - L 130</b>	130 x 35 x 35 cm 15 Kg	lamp type 2 linear modules luminous efficacy 8070 Lm light colour 3000 K DIM dali	48 W	CLOESO130001
<b>Circus Longue - L 160</b>	ø 160 x 35 x 35 cm 20 Kg	lamp type 2 linear modules luminous efficacy 8070 Lm light colour 3000 K DIM dali	48 W	CLOESO160001
	ø 160 x 35 x 35 cm 20 Kg	lamp type 2 linear modules luminous efficacy 9410 Lm light colour 3000 K DIM dali	56 W	CLOESO160002

